


IL MAGICO LIBRO DEL

2021

homemademamma.com

QUESTO LIBRO È DI



E' TEMPO DI PREPARARSI
A FESTECCIARE
COLORA IL CAPPELLO



E' TEMPO PREPARARE
LE DECORAZIONI

homemademamma.com


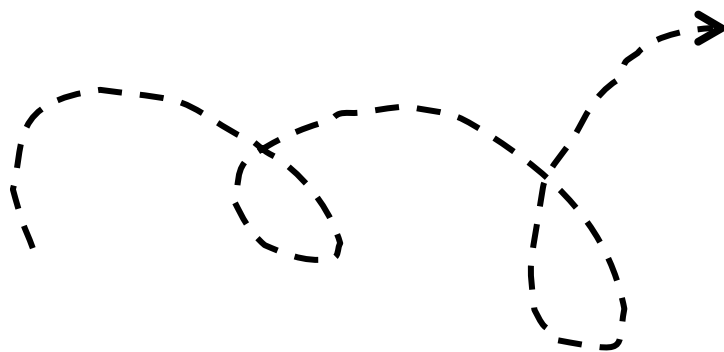

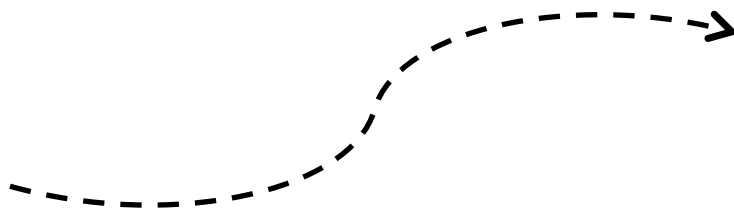



COLORA I PALLONCINI
E LE SCRITTE



PRONTI, PARTENZA, VIA!

homemademamma.com

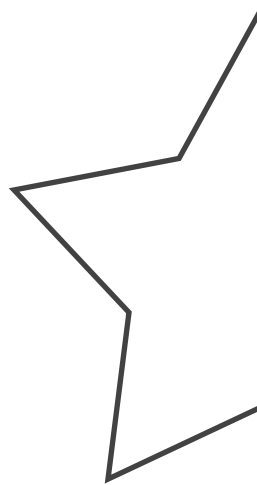


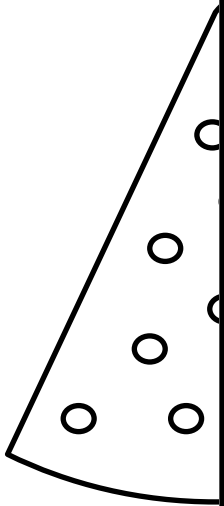
AIUTA I PERSONAGGI AD ARRIVARE A DESTINAZIONE
PER FESTEggiARE L'ANNO NUOVO



DECORAZIONI A METÀ

homemademamma.com


COMPLETA I DISEGNI
E POI COLORALI



COLORA IL DISEGNO USANDO IL DADO

homemademamma.com


TIRA IL DADO E IN BASE AL NUMERO
CHE ESCE COLORA IL DISEGNO




GIALLO



AZZURRO




VERDE



ROSSO



ARANCIONE

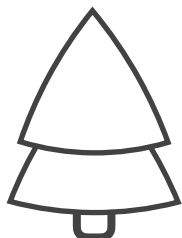


MARRONE

A CACCIA DI OMBRE

homemademamma.com


UNISCI I DISEGNI CON LE LORO OMBRE



COSA VIENE DOPO?

homemademamma.com


COMPLETA LA SEQUENZA
CON L'IMMAGINE CHE SEGUE



IL MEMORY DEL 2021

homemademamma.com


COLORA LE CARTE, RITAGLIALE
E GIOCA A MEMORY.
CREA LA TUA CARTA
USANDO LE CASELLE BIANCHE.




homemademamma.com



homemademamma.com



homemademamma.com



homemademamma.com



homemademamma.com




homemademamma.com

2021


homemademamma.com

2021

homemademamma.com



homemademamma.com



homemademamma.com

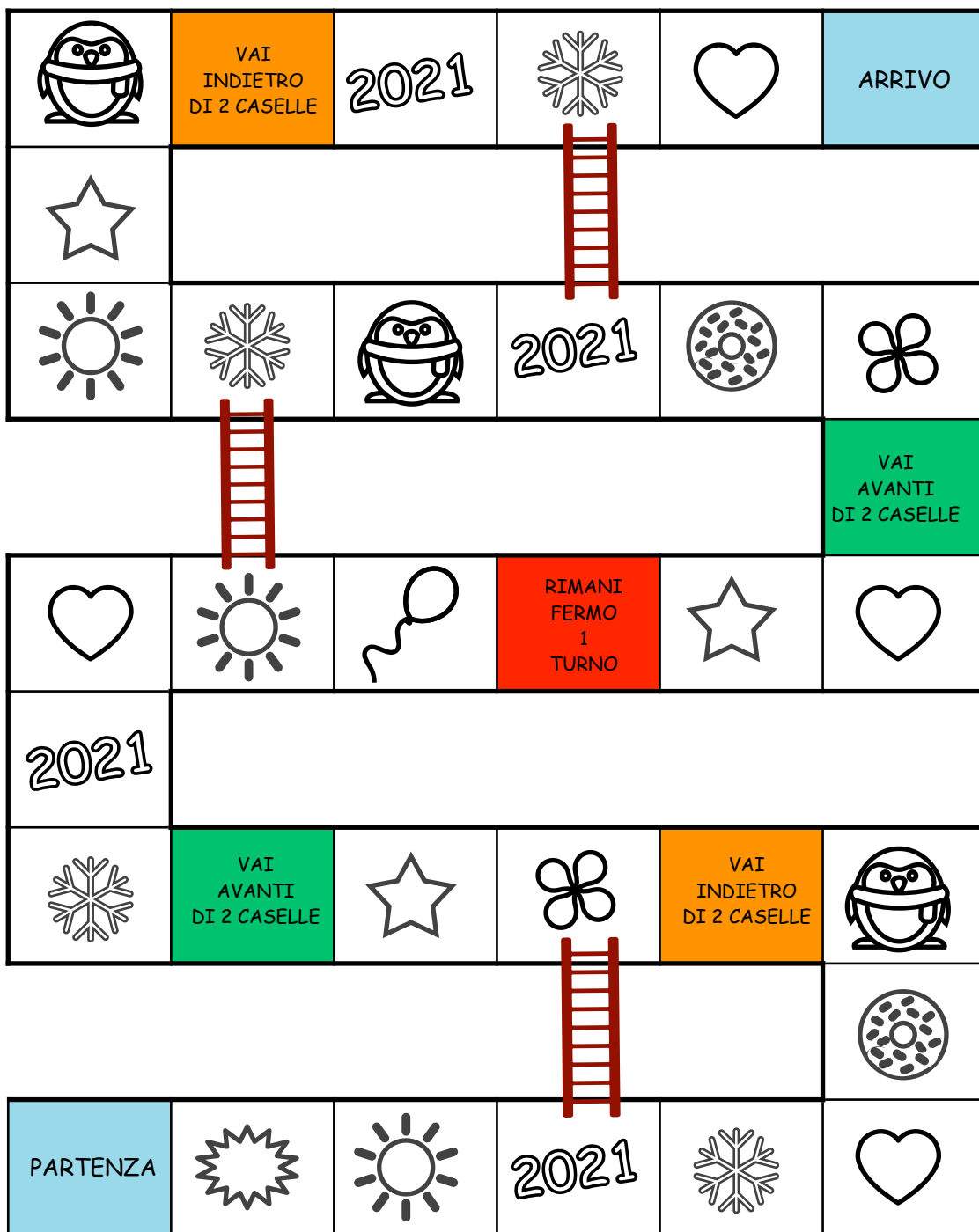
homemademamma.com

homemademamma.com

IL GIOCO DELL'OCA DEL 2021

homemademamma.com

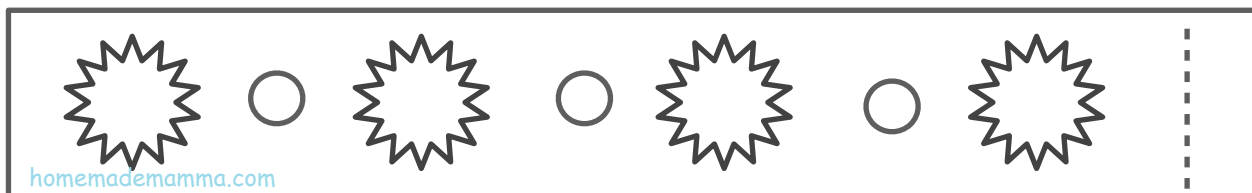
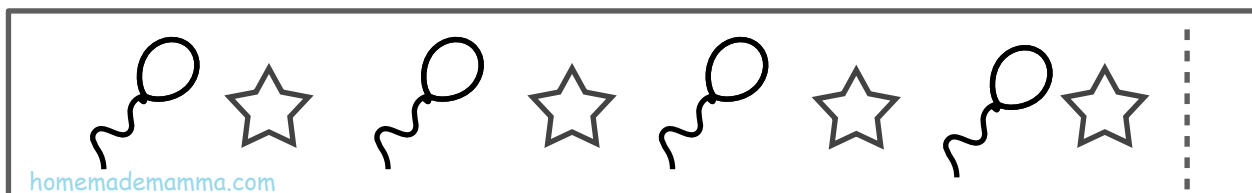

COLORA LE CASELLE E POI INIZIA A GIOCARE
ATTENZIONE PERÒ: LE SCALE SALGONO E SCENDONO!



CREA IL TUO STRISCIONE

homemademamma.com


COLORA E DISEGNA LE STRISCE,
RITAGLIALE E CHIUDI LA PRIMA FORMANDO UN ANELLO,
BLOCCANDOLO CON LA COLLA NELLA PARTE TRATTEGGIATA.
UNISCI LE ALTRE STRISCE, INSERENDOLE UNA NELL'ALTRA
PER FORMARE UNA CATENA



CREA IL TUO OROLOGIO

homemademamma.com

DISEGNA E COLORA
IL TUO OROLOGIO.
PIEGALO E TAGLIA
LA LINEE TRATTEGGIATE
PER BLOCCARLO
AL POLSO.



homemademamma.com

CAPPELLINO FAI DATE


DISEGNA E COLORA IL TUO CAPPELLINO.

RITAGLIALO E RICHIUDILO.

PIEGA LUNGO LA LINEE TRATTEGGIATA

BLOCCANDO L'AREA CON LA COLLA

homemademamma.com





TANTE ALTRE IDEE LE PUOI TROVARE SU

[HOMEMADEMAMMA.COM](https://www.homemademamma.com)

FACEBOOK: @HOMEMADEMAMMA
INSTAGRAM: @HOMEMADEMAMMA
PINTEREST: @HOMEMADEMAMMA
YOUTUBE: @HOMEMADEMAMMA
EMAIL: @HOMEMADEMAMMA

