

# IL MAGICO LIBRO DI NATALE

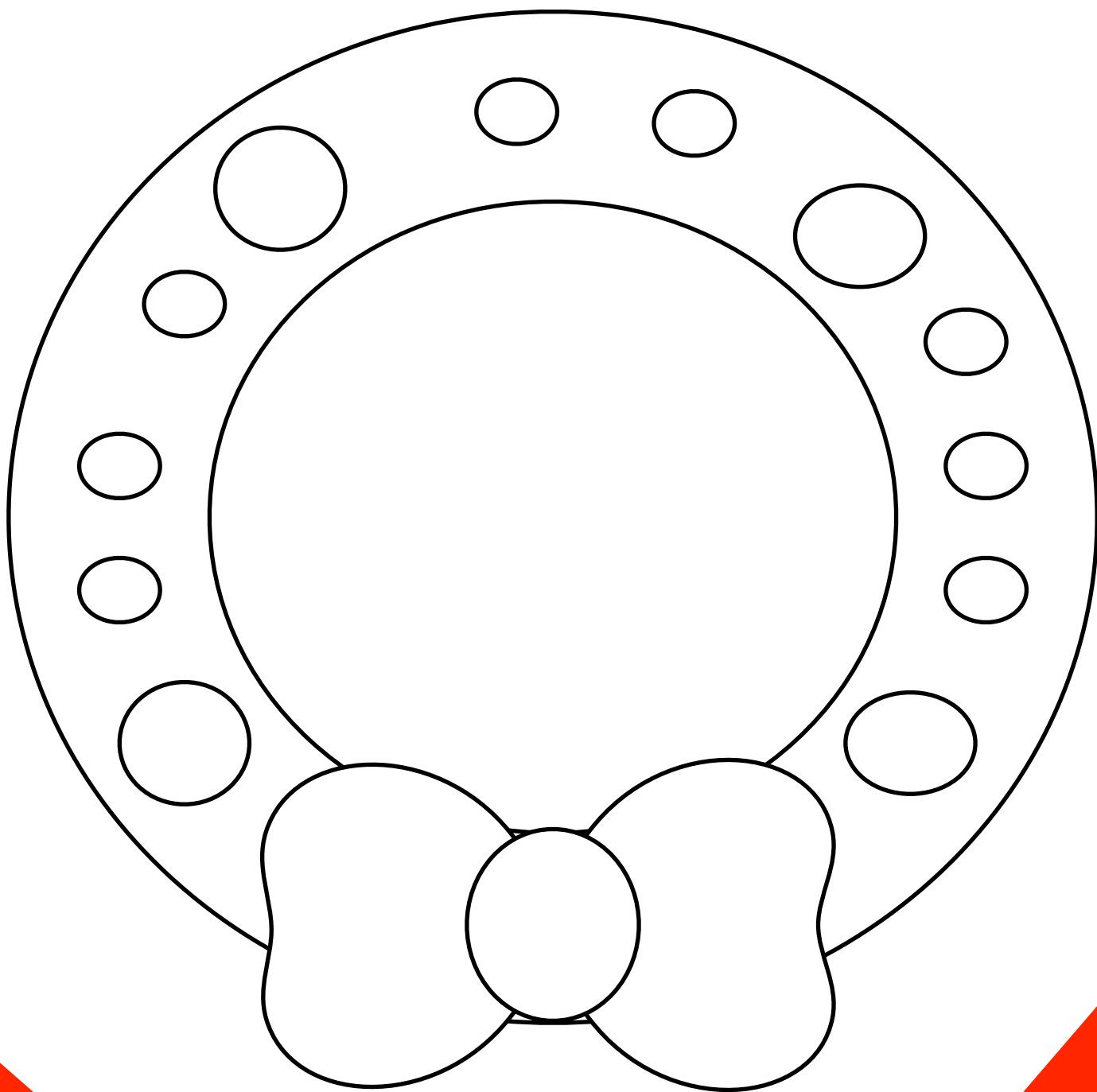


QUESTO LIBRO È DI

---

# E' TEMPO DI DECORAZIONI

COLORA LA GHIRLANDA



# E' TEMPO PREPARARE I BISCOTTI

[homemademamma.com](http://homemademamma.com)

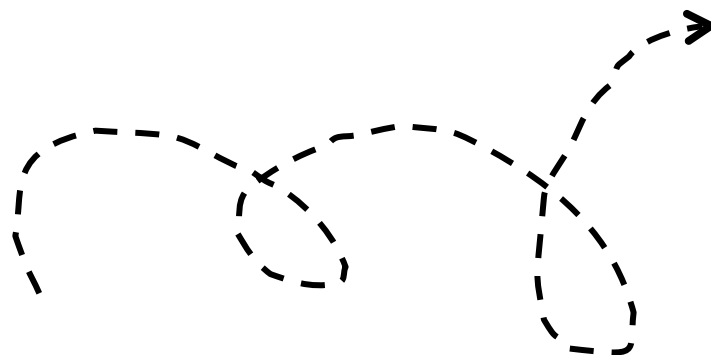
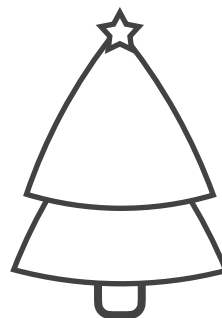
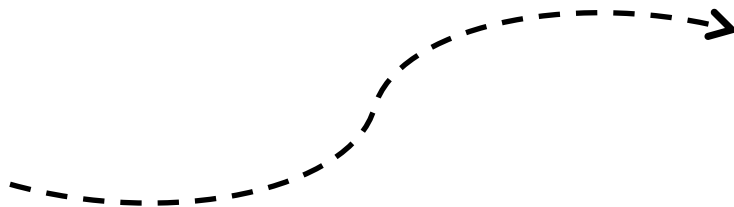

RICALCA L'OMINO PAN DI ZENZERO  
E COLORALO COME VUOI



# PRONTI, PARTENZA, VIA!

[homemademamma.com](http://homemademamma.com)

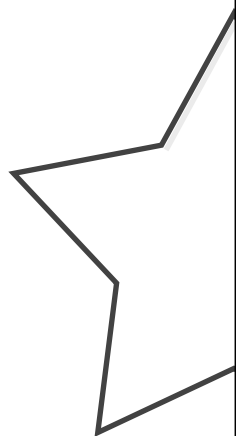
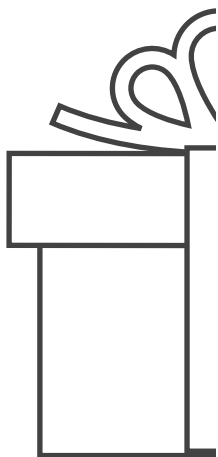


AIUTA I PERSONAGGI AD ARRIVARE A DESTINAZIONE



# DECORAZIONI A METÀ

[homemademamma.com](http://homemademamma.com)


COMPLETA I DISEGNI



# LA BARBA DI BABBO NATALE

[homemademamma.com](http://homemademamma.com)


## DISEGNA LA BARBA DI BABBO NATALE



# UNISCI E COLORA

[homemademamma.com](http://homemademamma.com)

## UNISCI I DISEGNI UGUALI E COLORALI






# GIOCHIAMO CON I COLORI



[homemademamma.com](http://homemademamma.com)

COLORA SEGUENDO LE ISTRUZIONI

COLORA SOLO LE COSE GIALLE



COLORA SOLO LE COSE VERDI



COLORA SOLO LE COSE AZZURRE






# GRANDE E PICCOLO

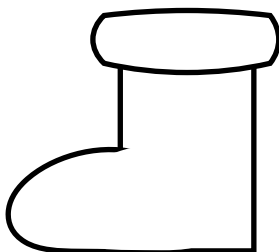
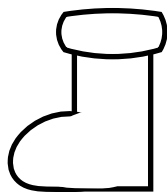
[homemademamma.com](http://homemademamma.com)

COLORA I DISEGNI SECONDO LE ISTRUZIONI


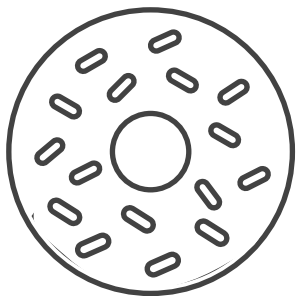
COLORA LA STELLA PIÙ GRANDE



COLORA LA CALZA PIÙ PICCOLA



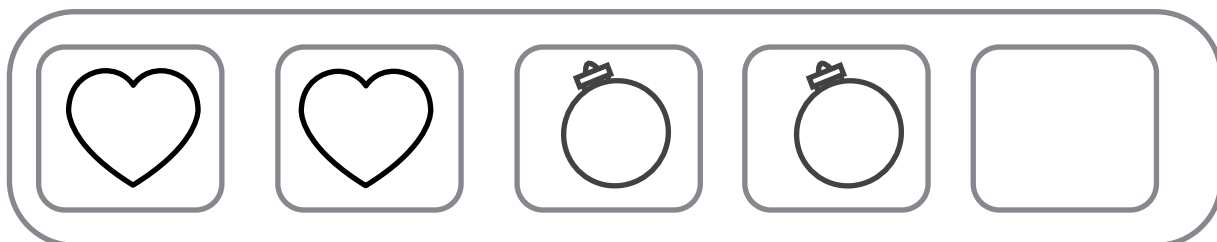
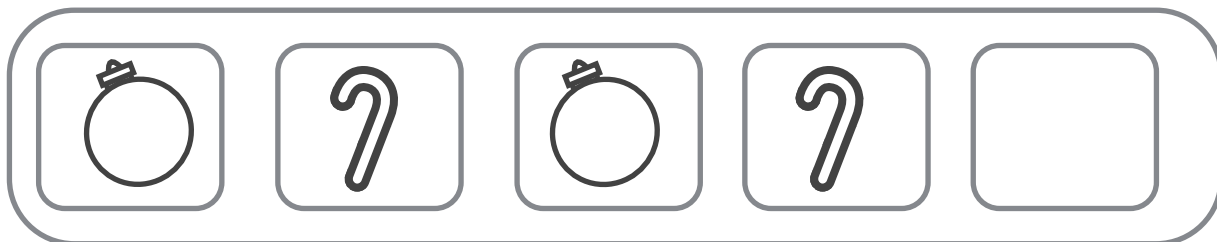
COLORA LA CIAMBELLA PIÙ GRANDE



# COSA VIENE DOPO?

[homemademamma.com](http://homemademamma.com)

COMPLETA LA SEQUENZA CON L'IMMAGINE CHE SEGUE






# QUANTE EMOZIONI!

COMPLETA IL VISO DI DELL'OMINO DI PAN DI ZENZERO  
IN BASE ALLE SUE EMOZIONI.

[homemademamma.com](http://homemademamma.com)


PER AIUTARTI PUOI GUARDARE LE EMOJI  
CHE TROVI IN FONDO LA PAGINA.



# LA BARBA DI BABBO NATALE

[homemademamma.com](http://homemademamma.com)

RITAGLIA LA SAGOMA E SEGUI LE LINEE TRATTEGGIATE  
PER CREARE LA BARBA DI BABBO NATALE

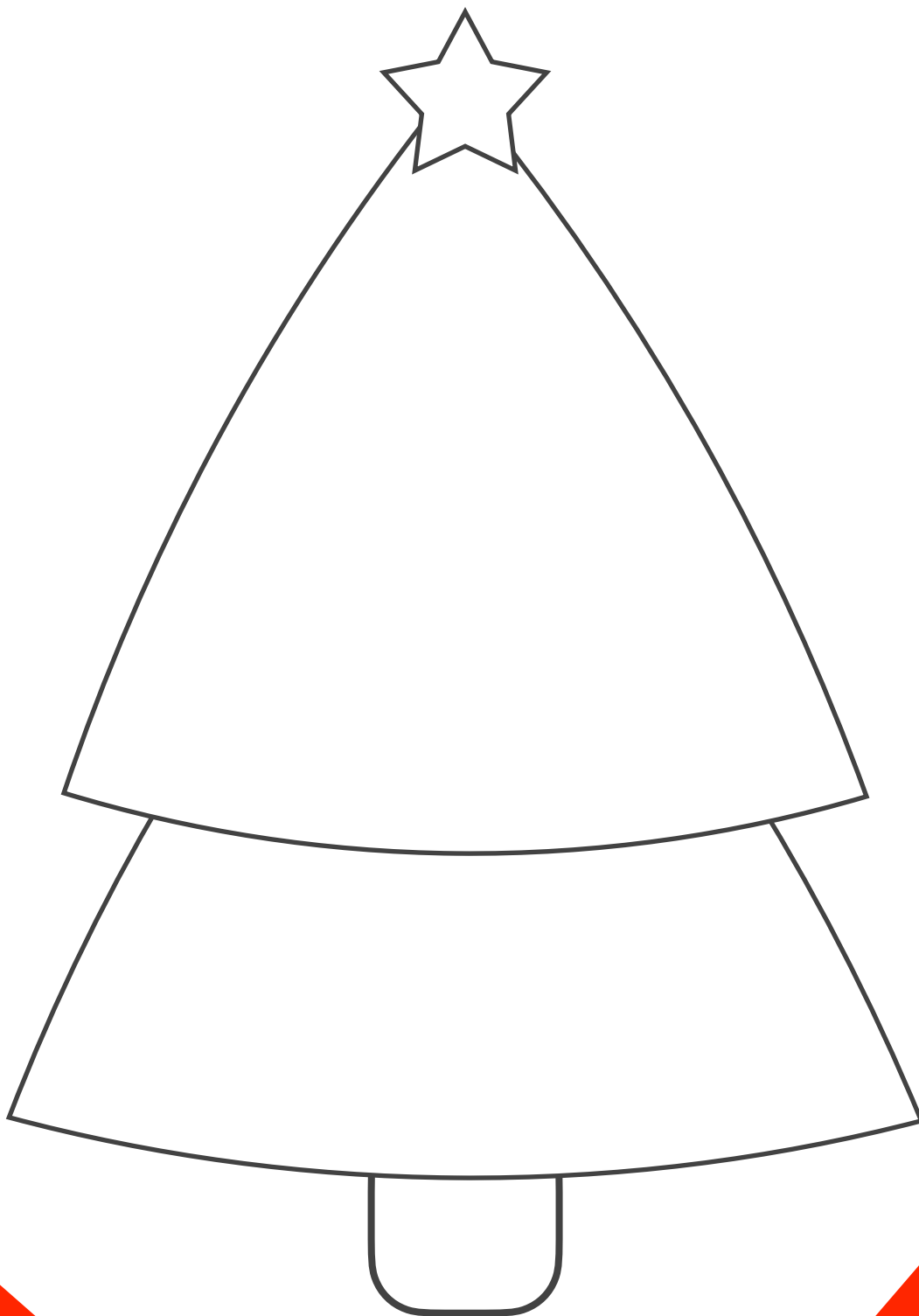


# IL BIGLIETTO D'AUGURI

DECORA E COLORA IL TUO ALBERO DI NATALE.


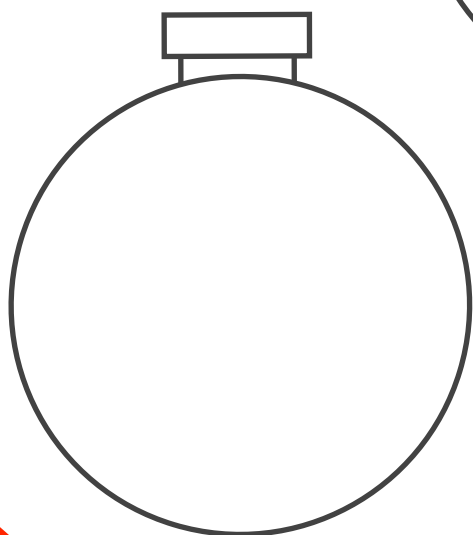
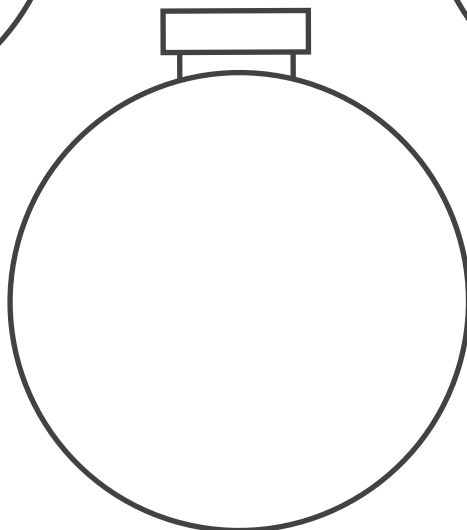
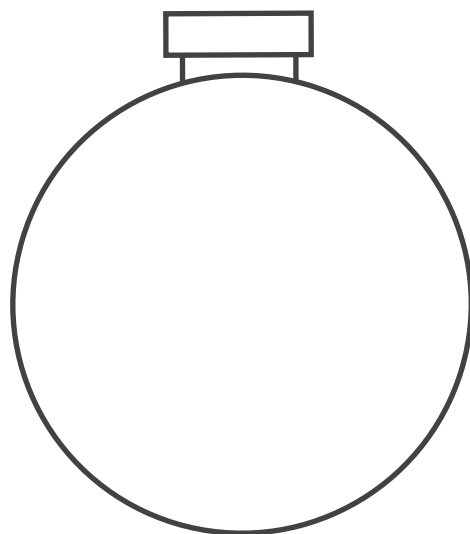
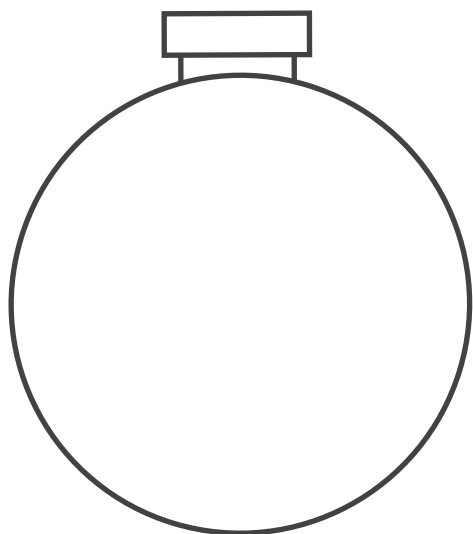
RITAGLIALO E FALLO DIVENTARE

UN BIGLIETTO AUGURI [homemademamma.com](http://homemademamma.com)




















# UNA GHIRLANDA NATALIZIA

DECORA E COLORA LE BOCCE DI NATALE, RITAGLIALE  
E CREA UNA GHIRLANDA [homemademamma.com](http://homemademamma.com)



# IL CALENDARIO DELL'AVVENTO

COLORA OGNI GIORNO UNA CASELLA  
FINO AD ARRIVARE A NATALE





TANTE ALTRE IDEE LE PUOI TROVARE SU

[HOMEMADEMAMMA.COM](http://HOMEMADEMAMMA.COM)

FACEBOOK: @HOMEMADEMAMMA  
INSTAGRAM: @HOMEMADEMAMMA  
PINTEREST: @HOMEMADEMAMMA  
YOUTUBE: @HOMEMADEMAMMA  
EMAIL: @HOMEMADEMAMMA

