





15 - FEBBR - - - -

16 - FEBBR - - - -



LUNEDI'	MARTEDI'	MERCOLEDI'	GIOVEDI'	VENERDI'	SABATO	DOMENICA
---------	----------	------------	----------	----------	--------	----------

LUNEDI'	MARTEDI'	MERCOLEDI'	GIOVEDI'	VENERDI'	SABATO	DOMENICA
---------	----------	------------	----------	----------	--------	----------





homemademamma.com

1-7--FEBB-----

LUNEDI'	MARTEDI'	MERCOLEDI'	GIOVEDI'	VENERDI'	SABATO	DOMENICA
---------	----------	------------	----------	----------	--------	----------



1-8--FEBB-----







LUNEDI'	MARTEDI'	MERCOLEDI'	GIOVEDI'	VENERDI'	SABATO	DOMENICA
---------	----------	------------	----------	----------	--------	----------

homemademamma.com

19 - FEB - - - - -

20 - FEB - - - - -



LUNEDI'
MARTEDI'
MERCOLEDI'
GIOVEDI'
VENERDI'
SABATO
DOMENICA





LUNEDI'	MARTEDI'	MERCOLEDI'	GIOVEDI'	VENERDI'	SABATO	DOMENICA
---------	----------	------------	----------	----------	--------	----------

homemademamma.com




21 - FE - - - - -



LUNEDI'	MARTEDI'	MERCOLEDI'	GIOVEDI'	VENERDI'	SABATO	DOMENICA
---------	----------	------------	----------	----------	--------	----------




22 - FE - - - - -




LUNEDI'	MARTEDI'	MERCOLEDI'	GIOVEDI'	VENERDI'	SABATO	DOMENICA
---------	----------	------------	----------	----------	--------	----------

homemademamma.com


23 - F - - - - -



LUNEDI'	MARTEDI'	MERCOLEDI'	GIOVEDI'	VENERDI'	SABATO	DOMENICA
---------	----------	------------	----------	----------	--------	----------



24 - F - - - - -

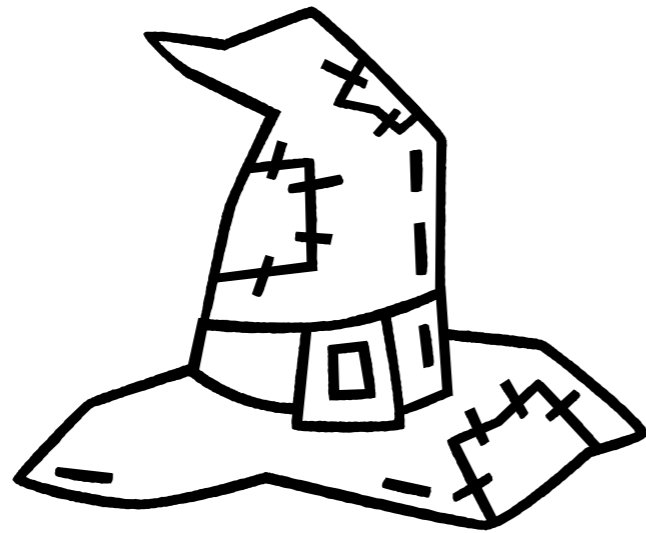


LUNEDI'
MARTEDI'
MERCOLEDI'
GIOVEDI'
VENERDI'
SABATO
DOMENICA




homemademamma.com

25




LUNEDI'	MARTEDI'	MERCOLEDI'	GIOVEDI'	VENERDI'	SABATO	DOMENICA
---------	----------	------------	----------	----------	--------	----------





26

LUNEDI'	MARTEDI'	MERCOLEDI'	GIOVEDI'	VENERDI'	SABATO	DOMENICA
---------	----------	------------	----------	----------	--------	----------





homemademamma.com

27




LUNEDI'	MARTEDI'	MERCOLEDI'	GIOVEDI'	VENERDI'	SABATO	DOMENICA
---------	----------	------------	----------	----------	--------	----------

28




LUNEDI'	MARTEDI'	MERCOLEDI'	GIOVEDI'	VENERDI'	SABATO	DOMENICA
---------	----------	------------	----------	----------	--------	----------



homemademamma.com

1	2	3	4	5
6	7	8	9	10
11	12	13	14	15
16	17	18	19	20
21	22	23	24	25
26	27	28		

Febbraio 2018



Come costruire il libretto

Ritagliate le pagine del libro (comprese di strisce azzurre) e piegatele in due.

Incollate le parti senza disegni delle singole pagine tra loro (ad eccezione della copertina).

Vi troverete con 16 fogli scritti fronte e retro + la copertina. Ordinate i fogli.

Graffette le prime 7 pagine tra loro e le successive 8 (tranne la copertina). nella parte azzurra. Quindi unitele tra loro.

Inserite le pagine ripiegate all'interno della copertina. Le strisce azzurre si dovranno trovare sulla sinistra.

Incollate le pagine e la copertina insieme. Le strisce azzurre rimarranno nascoste tra le pieghe della copertina.

Il vostro libretto è pronto.

Buon divertimento!