

VADO A SCUOLA


GIOCHI ED ATTIVITÀ
PER I BIMBI CHE INIZIERANNO LA SCUOLA PRIMARIA



GIOCHIAMO A COLORARE

COLORA I DISEGNI

HOMEMADEMAMMA




CONOSCERE I COLORI PRIMARI E COLORARE ALL'INTERNO DEI MARGINI

GIOCHIAMO A COLORARE

COLORA I DISEGNI

HOMEMADEMAMMA






CONOSCERE I COLORI SECONDARI E COLORARE ALL'INTERNO DEI MARGINI

TUTTO ROSSO

HOMEMADEMAMMA




COLORA TUTTE LE "COSE" CHE SONO ROSSE



TUTTO BLU

HOMEMADEMAMMA

COLORA TUTTE LE "COSE" CHE SONO BLU





RICONOSCERE I COLORI PRIMARI E COLORARE ALL'INTERNO DEI MARGINI

TUTTO GIALLO

HOMEMADEMAMMA





COLORA TUTTE LE "COSE" CHE SONO GIALLE



TUTTO VERDE

HOMEMADEMAMMA




COLORA TUTTE LE "COSE" CHE SONO VERDI



TUTTO VIOLA

HOMEMADEMAMMA

COLORA TUTTE LE "COSE" CHE SONO VIOLA







RICONOSCERE I COLORI SECONDARI E COLORARE ALL'INTERNO DEI MARGINI

TUTTO ARANCIONE

HOMEMADEMAMMA

COLORA TUTTE LE "COSE" CHE SONO ARANCIONI



RICONOSCERE I COLORI SECONDARI E COLORARE ALL'INTERNO DEI MARGINI

GIOCHIAMO CON I COLORI

COLORA SEGUENDO LE INDICAZIONI



ROSSO



GIALLO



VIOLA



BLU



VERDE




ARANCIONE

RICONOSCERE I COLORI, SEGUIRE LE INDICAZIONI E
COLORARE ALL'INTERNO DEI MARGINI

TUTTO UGUALE

HOMEMADEMAMMA

COLORA SOLO I DISEGNI UGUALI

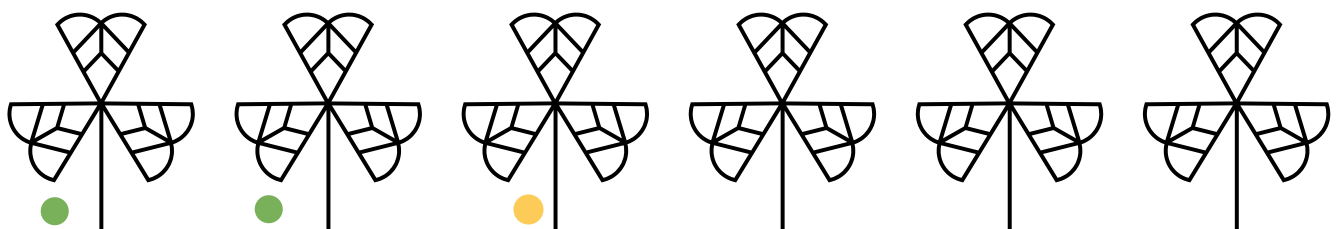

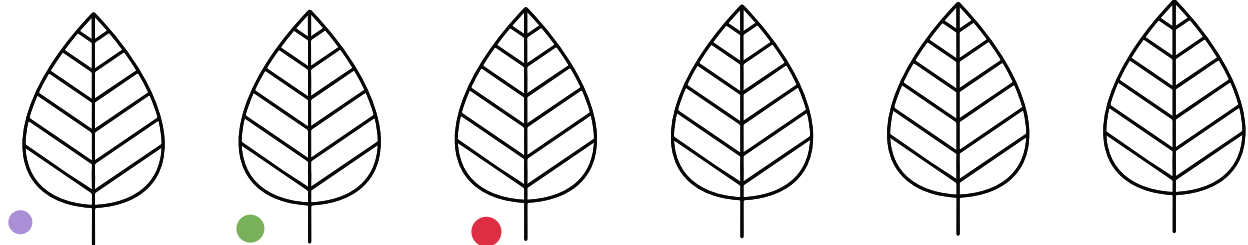
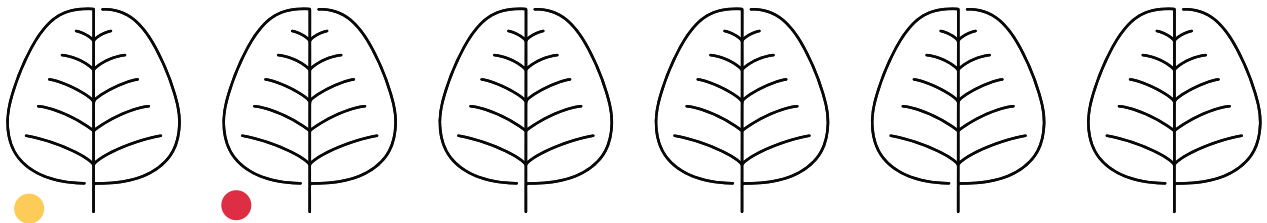



RICONOSCERE FORME UGUALI E COLORARE ALL'INTERNO DEI MARGINI

COSA VIENE DOPO ?

HOMEMADEMAMMA

COLORA I DISEGNI SECONDO
LA SEQUENZA DI COLORI DATA

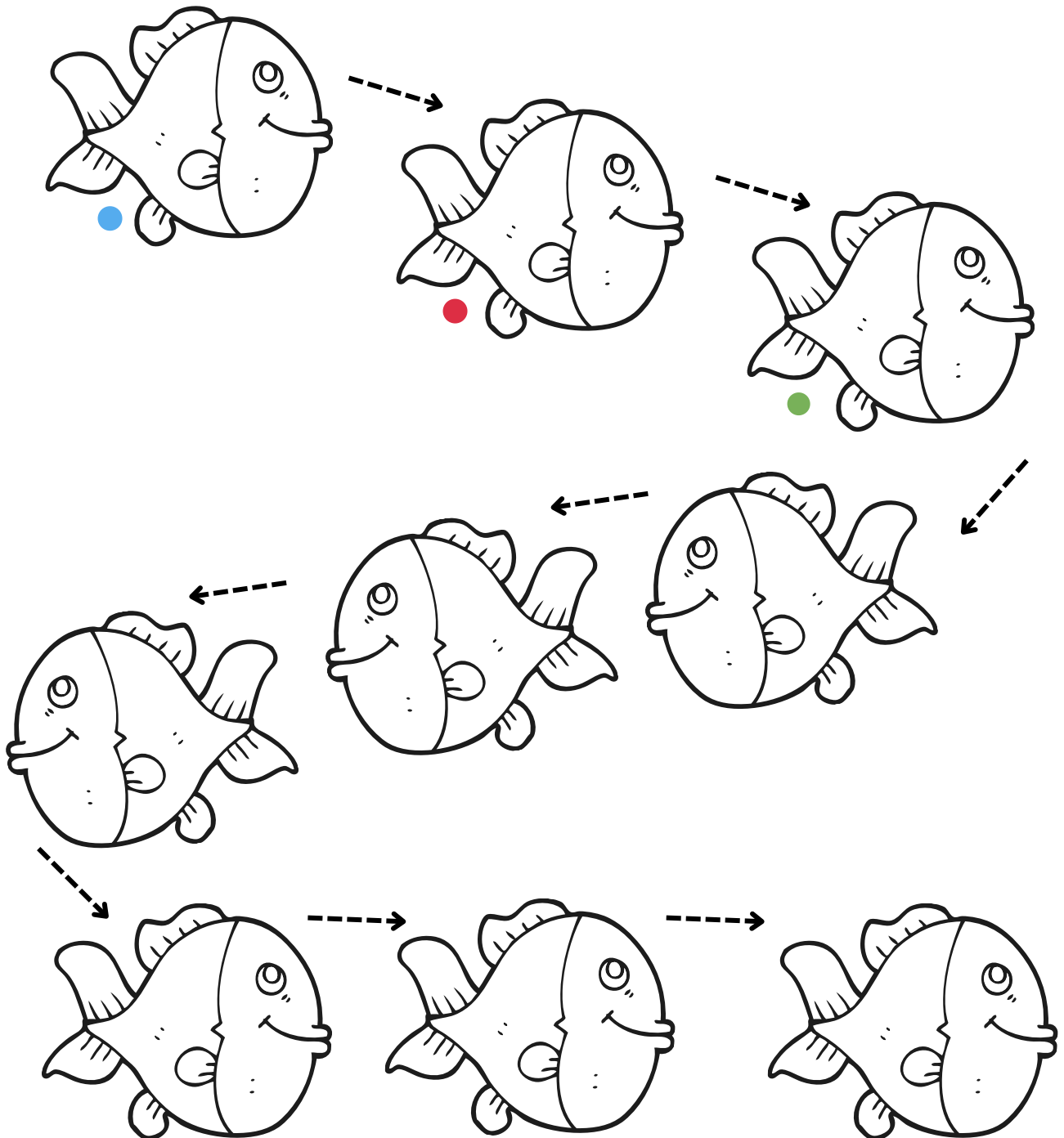


IDENTIFICARE E RIPRODRRE SEQUENZE DEI COLORI

COSA VIENE DOPO ?

HOMEMADEMAMMA

COLORA IL DISEGNI SEGUENDO
LA SEQUENZA DI COLORI



APPLICARE I CONCETTI DI SPAZIO SEGUENDO UNA SEQUENZA DI COLORI

COMPLETA IL DISEGNO

DECORA LA TORTA SEGUENDO LE TRACCE



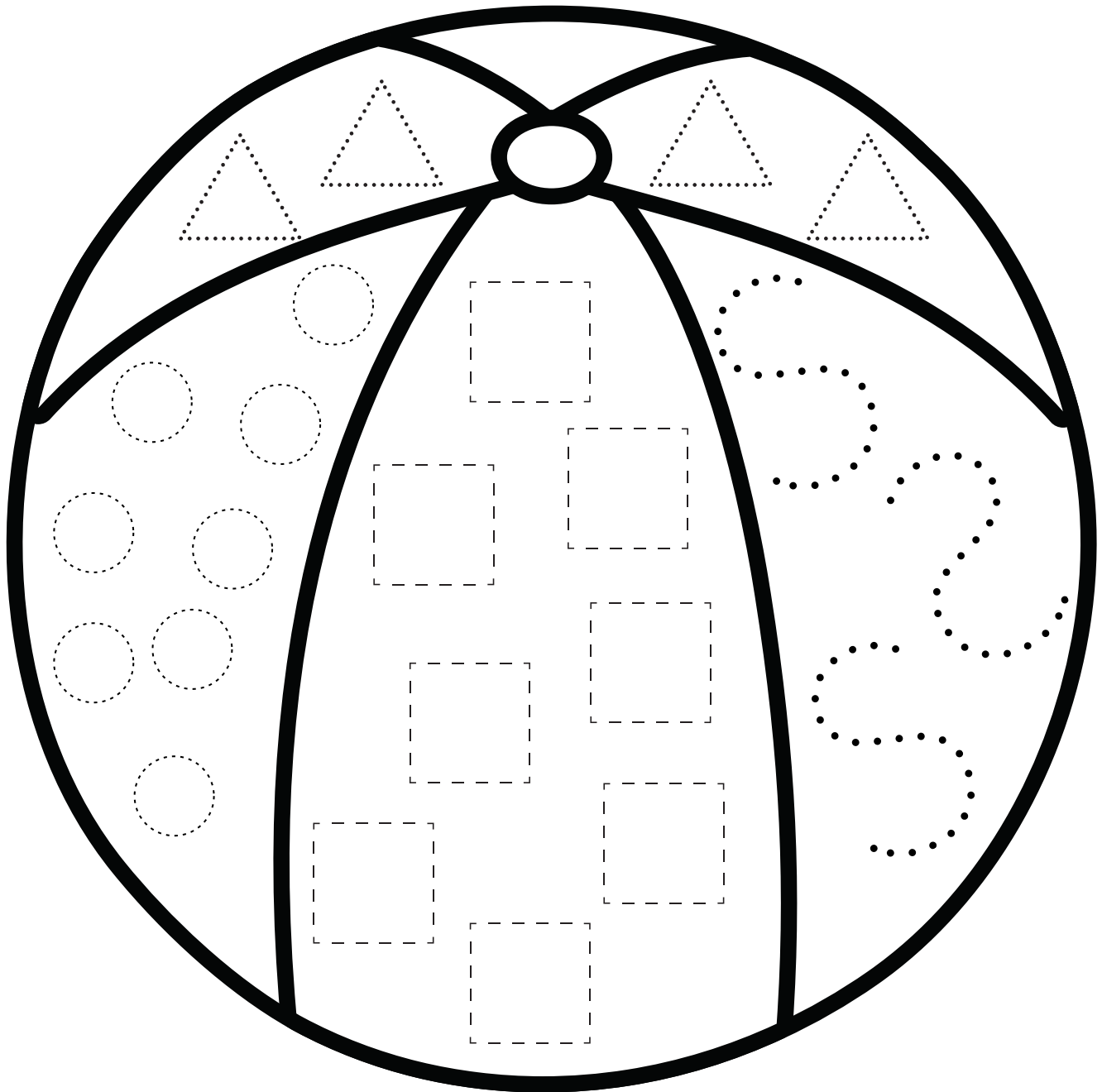
HOMEMADEMAMMA

RIPRODURRE TRACCE VERTICALI, ORIZZONTALI E CIRCOLARI

COMPLETA IL DISEGNO

HOMEMADEMAMMA


DECORA LA PALLA SEGUENDO LE TRACCE



RIPRODURRE TRACCE VERTICALI, ORIZZONTALI, OBLIQUE, CURVE E CIRCOLARI

LE ROTTE


RICALCA LE TRAIETTORIE DEGLI AEREI



COLORA E RICALCA


HOMEMADEMAMMA

COLORA IL DISEGNI E RIPASSA I CONTORNI



RIPRODURRE SEGNI E COLORARE ALL'INTERNO DEI MARGINI

COMPLETA I DISEGNI

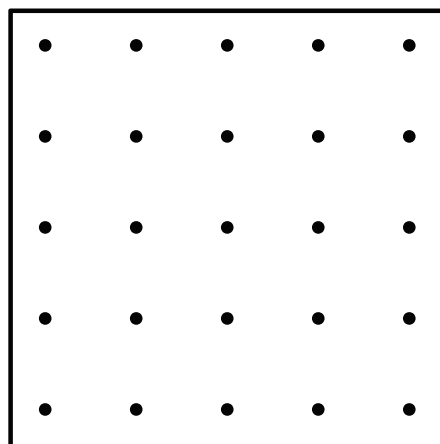
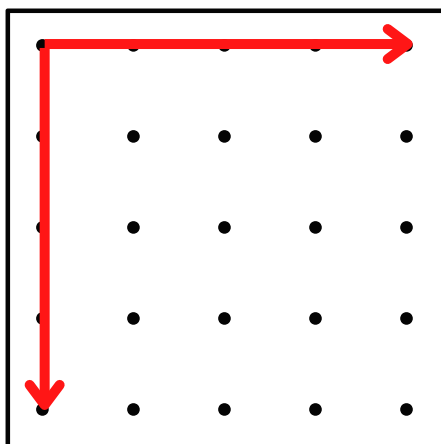
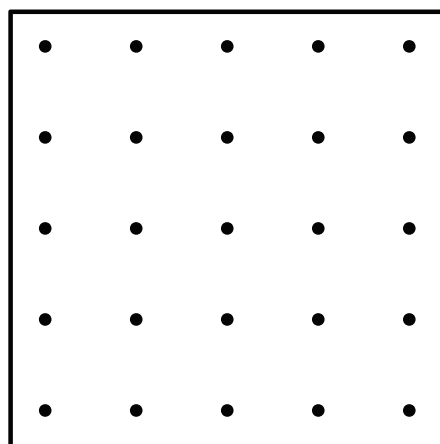
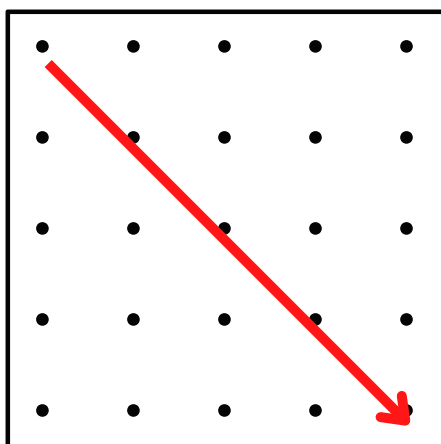
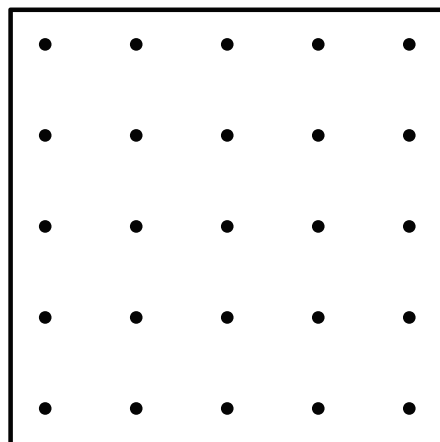
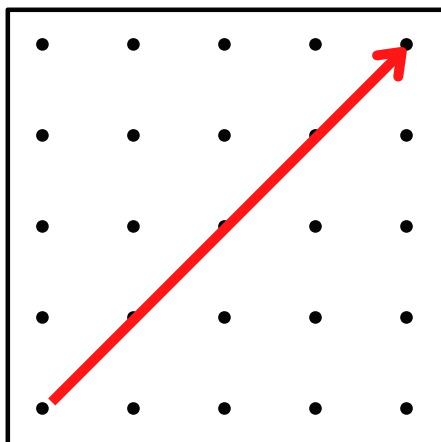


HOMEMADEMAMMA

RIPRODURRE TRACCE VERTICALI, ORIZZONTALI, OBLIQUE, CURVE E CIRCOLARI

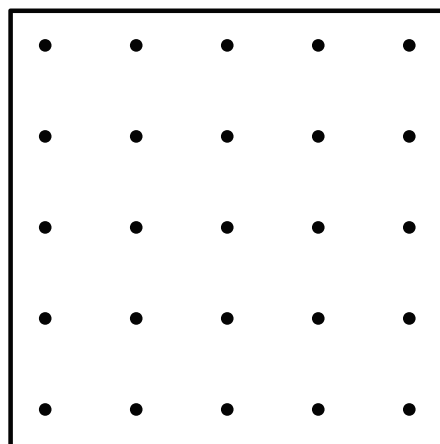
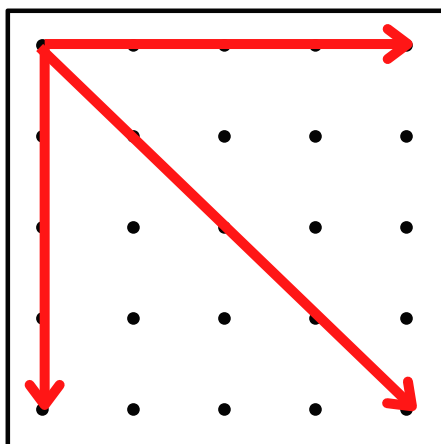
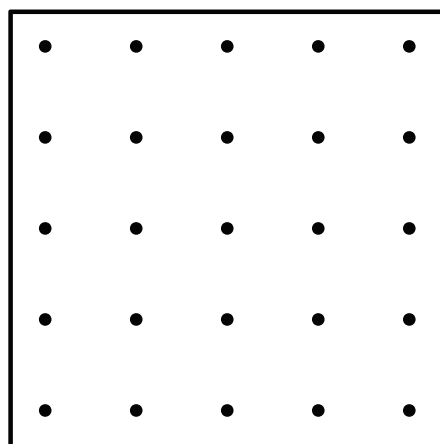
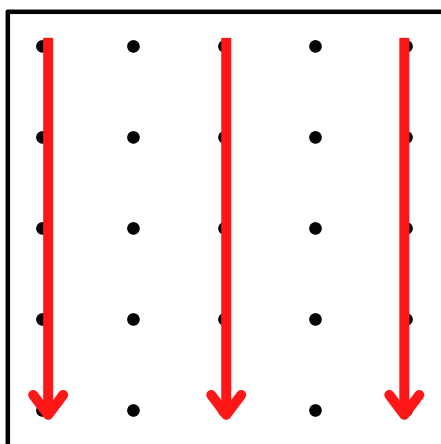
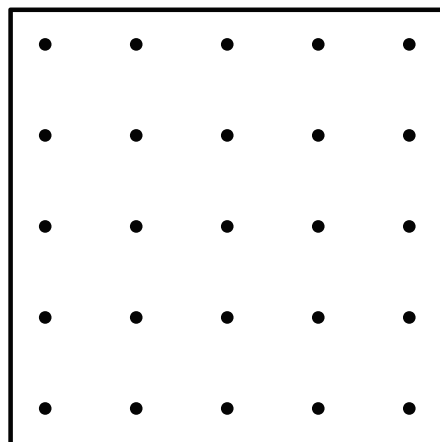
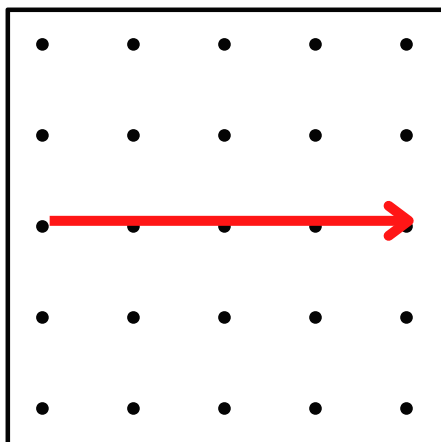
LE LINEE

RICOPIA LE LINEE AIUTANDOTI CON I PUNTINI






LE LINEE

RICOPIA LE LINEE AIUTANDOTI CON I PUNTINI



TROVA LA STRADA

AIUTA LA RANA AD ARRIVARE ALLA FRAGOLA




INDIVIDUARE UN PERCORSO TRA TANTI POSSIBILI E TRACCIARLO


IL POSTO GIUSTO

COLORA IL DISEGNI COME INDICATO


LA PRIMA
MELA




L'ULTIMA
ANANAS




L'ULTIMO
GATTO



IL MAIALE
IN MEZZO




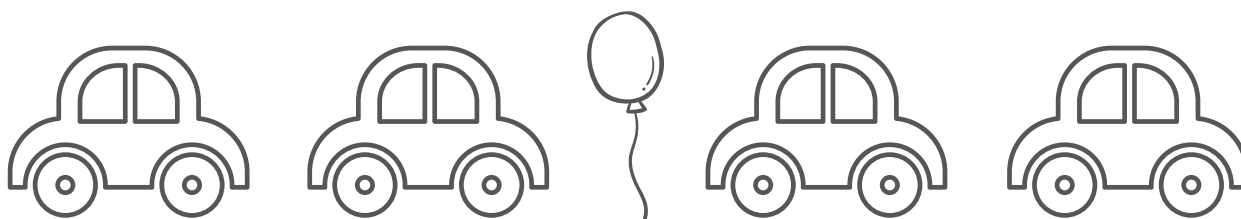

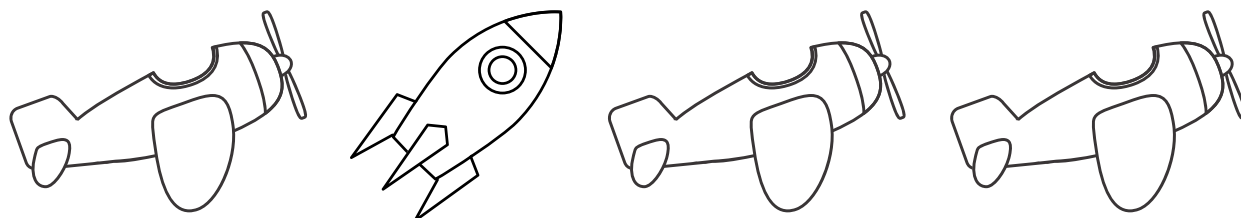

IL PRIMO
SOLE



INDIVIDUARE POSIZIONI NELLO SPAZIO

DIFFERENZE

COLORA IL DISEGNI DIVERSI
ALL'INTERNO DI OGNI GRUPPO





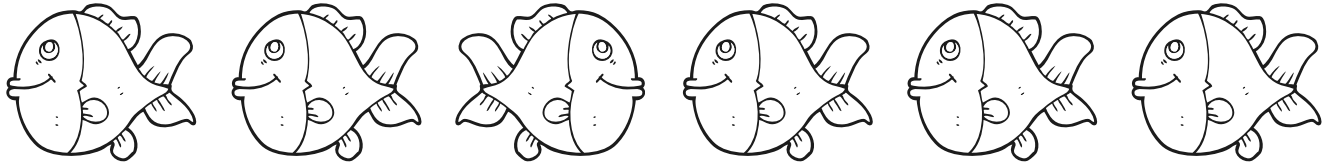


RICONOSCERE DIFFERENZE E SIMILITUDINI

DESTRA E SINISTRA

HOMEMADEMAMMA















COLORA IL DISEGNI CHE NON VANNO NELLA
STESSA DIREZIONE



RICONOSCERE LA DIREZIONE DEGLI OGGETTI NELLO SPAZIO


SEGUI L'ORDINE

SEGUI L'ORDINE DEI DISEGNI DA SINISTRA VERSO DESTRA DI OGNI SINGOLA RIGA, PRONUNCIANDO AD ALTA VOCE IL NOME DI OGNI IMMAGINE





SOPRA O SOTTO

COLORA L'UCCELLINO SOTTO LO
SPAVENTAPASSERI




DENTRO E FUORI

COLORA IL GATTO DENTRO LA SCATOLA




DAVANTI E DIETRO

COLORA L'ORSETTO DAVANTI AL RAZZO




GRANDE E PICCOLO



COLORA IL LEONE PIU' PICCOLO







COLORA L'ALBERO PIU' GRANDE



COLORA LA ZUCCA PIU' GRANDE


PRIMA E DOPO

METTI I DISEGNI NELLA GIUSTA
SEQUENZA TEMPORALE





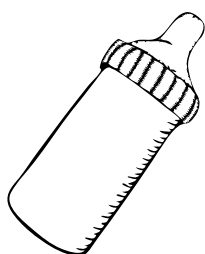


LE SILLABE

GUARDA QUESTA IMMAGINE. COS'E' ?




ESATTO! UNA **BI**-CICLETTA
ORA PRONUNCIA I NOMI DI TUTTI I DISEGNI
CHE TROVI SOTTO E CERCHIA QUELLI CHE
INIZIANO CON LA SILLABA **BI**



RICONOSCERE I SUONI CHE COMPONGONO LE PAROLE E INDIVIDUARE
LE INIZIALI DEI NOMI




LE SILLABE

GUARDA QUESTA IMMAGINE. COS'E' ?




ESATTO! UNA **CA**-ROTA

ORA PRONUNCIA I NOMI DI TUTTI I DISEGNI
CHE TROVI SOTTO E CERCHIA QUELLI CHE
INIZIANO CON LA SILLABA **CA**







LE SILLABE

GUARDA QUESTA IMMAGINE. COS'E' ?









ESATTO! UNA GELA- **TO**

ORA PRONUNCIA I NOMI DI TUTTI I DISEGNI
CHE TROVI SOTTO E CERCHIA QUELLI CHE
FINSCONO CON LA SILLABA **TO**



TROVA LA SILLABA

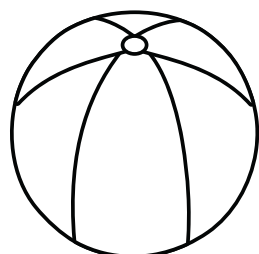
IN OGNI GRUPPO CI SONO DUE PAROLE CHE INIZIANO CON LA STESSA SILLABA. CERCHIALE!



RICONOSCERE I SUONI CHE COMPONGONO LE PAROLE E INDIVIDUARE LE INIZIALI DEI NOMI



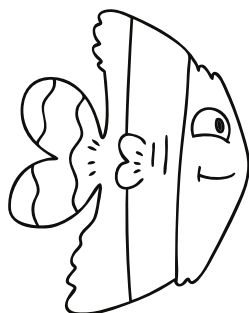



LE LETTERE

GUARDA QUESTA IMMAGINE. COS'E' ?




ESATTO! UNA **P**ALLA

ORA PRONUNCIA I NOMI DI TUTTI I DISEGNI
CHE TROVI SOTTO E CERCHIA QUELLI CHE
INIZIANO CON LA LETTERA **P**




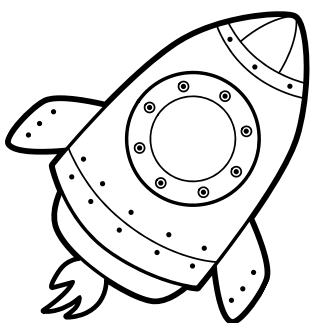


LE LETTERE

GUARDA QUESTA IMMAGINE. COS'E' ?




IL SUO NOME CON CHE LETTERA INIZIA?
ORA PRONUNCIA I NOMI DI TUTTI I DISEGNI
CHE TROVI SOTTO E CERCHIA QUELLI CHE
INIZIANO CON LA STESSA LETTERA





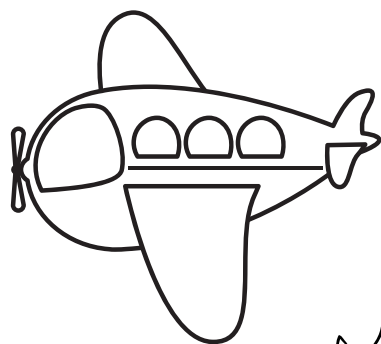


LE LETTERE

GUARDA QUESTA IMMAGINE. COS'E' ?



ESATTO! UNA TARTARUGA **A**


ORA PRONUNCIA I NOMI DI TUTTI I DISEGNI
CHE TROVI SOTTO E CERCHIA QUELLI CHE
FINISCONO CON LA LETTERA **A**




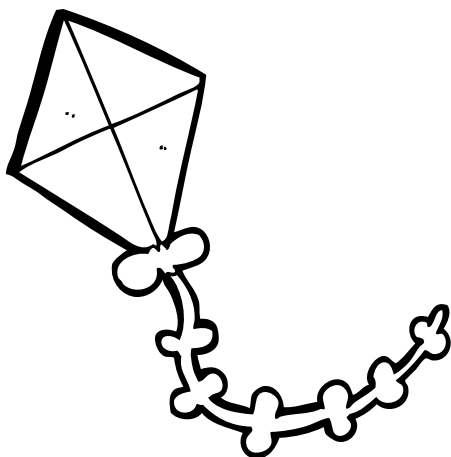



RICONOSCERE I SUONI CHE COMPONGONO LE PAROLE E INDIVIDUARE
LA LETTERA FINALE DEI NOMI

LE LETTERE

GUARDA QUESTA IMMAGINE. COS'E' ?











IL SUO NOME CON CHE LETTERA FINISCE?
ORA PRONUNCIA I NOMI DI TUTTI I DISEGNI
CHE TROVI SOTTO E CERCHIA QUELLI CHE
FINISCONO CON LA STESSA LETTERA



RICONOSCERE I SUONI CHE COMPONGONO LE PAROLE E INDIVIDUARE
LA LETTERA FINALE DEI NOMI

TROVA LE LETTERE


IN OGNI GRUPPO CI SONO DUE PAROLE CHE INIZIANO CON LA STESSA LETTERA. CERCHIALE!



RICONOSCERE I SUONI CHE COMPONGONO LE PAROLE E INDIVIDUARE LE INIZIALI DEI NOMI



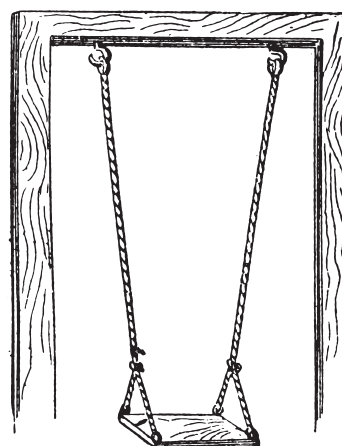
LE RIME

GUARDA QUESTA IMMAGINE. COS'E' ?







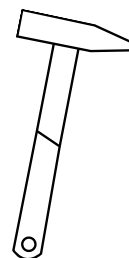



ESATTO! UNA SIRE**ENA**

ORA PRONUNCIA I NOMI DI TUTTI I DISEGNI
CHE TROVI SOTTO E CERCHIA QUELLI CHE
FINISCONO CON IL SUONO **ENA**





TROVA LE RIME

COLLEGA LE IMMAGINI CHE FINISCONO CON LO
STESSO SUONO














LUNGHE E CORTE

GUARDA QUESTI DUE DISEGNI E PRONUNCIANE IL NOME



LA PAROLA **RE** E' CORTA, **FARFALLA** E' LUNGA

GUARDA LE IMMAGINI SOTTO, PRONUNCIANE IL NOME E POI CERCHIA LA FRECCIA PER INDICARE SE E' UNA PAROLA LUNGA O CORTA



CONFRONTARE PAROLE E INDIVIDUARE LA LORO LUNGHEZZA

SIMBOLI

GUARDA I SIMBOLI QUI SOTTO E SPIEGANE IL SIGNIFICATO



INTEPRETARE SIMBOLI GRAZIE ALLE IMMAGINI E ALLA PROPRIA ESPERIENZA PERSONALE