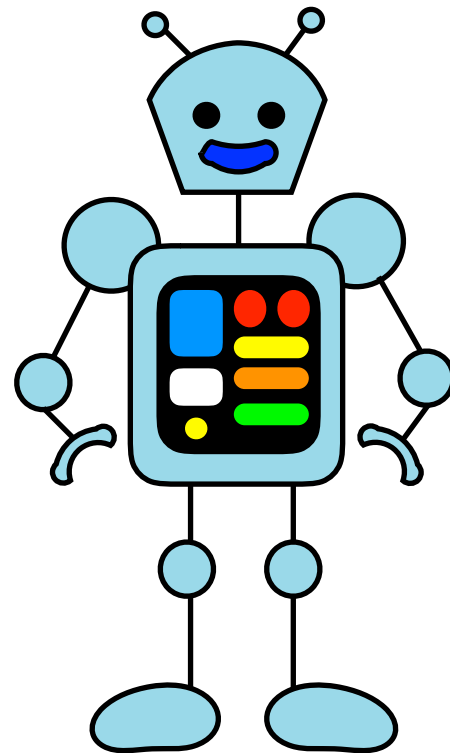

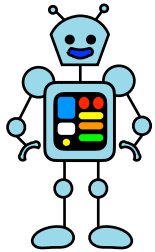



Giochi in tasca



Un'invasione di Robot

[www.homemademamma.com](http://www.homemademamma.com)




A CHI APPARTIENE?

[www.homemademamma.com](http://www.homemademamma.com)



GELATO



CHIAVE










CAROTA



UVA

UNISCI L'IMMAGINE CON LE PAROLE


[www.homemademamma.com](http://www.homemademamma.com)

	A
	P
	V
	A
	O
	N
	O

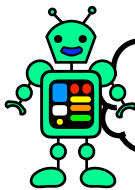
COMPLETA LE PAROLE

[www.homemademamma.com](http://www.homemademamma.com)


QUANTI ROBOT VERDI VEDI?




[www.homemademamma.com](http://www.homemademamma.com)



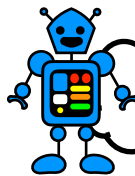
5 6   9



8  10



10 9  7

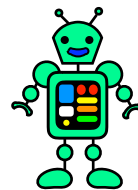


15  17

INSERISCI I NUMERI CHE MANCANO?


[www.homemademamma.com](http://www.homemademamma.com)

● ●		● ●	● ●
	● ●	● ●	
● ●		●	
	●		



GIOCA A SUDOKU  
CON IL ROBOT

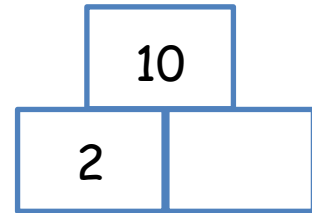
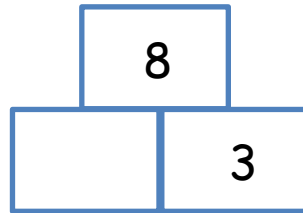
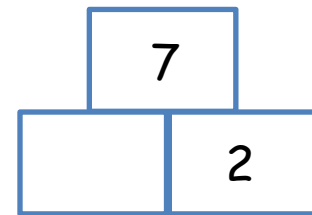
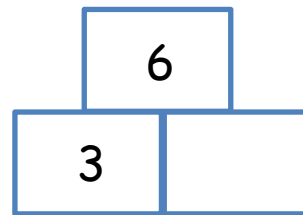
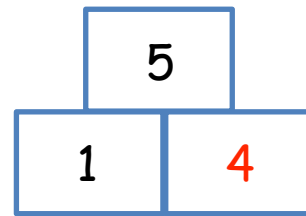
[www.homemademamma.com](http://www.homemademamma.com)



15    13    18    10    14

QUANTI ROBOT VEDI?


[www.homemademamma.com](http://www.homemademamma.com)






COMPLETA LE PIRAMIDI  
COME NELL'ESEMPIO

[www.homemademamma.com](http://www.homemademamma.com)


10			
9			
8			
7			
6			
5			
4			
3			
2			
1			



 = 7 - 5    
  = 8 - 4    
  = 9 - 6

SEGNA SULLA TABELLA LE QUANTITA'

[www.homemademamma.com](http://www.homemademamma.com)






- 2 PASSI AVANTI
- 4 A SINISTRA
- 3 PASSI AVANTI
- 4 PASSI A DESTRA
- 2 PASSI AVANTI
- 3 PASSI A SINISTRA
- 1 PASSO AVANTI

SEGUI LA STRADA

[www.homemademamma.com](http://www.homemademamma.com)

## **Come costruire il libretto**

Ritagliate le pagine del libro (comprese di strisce azzurre) e piegatele in due.

Incollate le parti senza disegni delle singole pagine tra loro (ad eccezione della copertina).

Vi troverete con 5 fogli scritti fronte e retro + la copertina.

Inserite le pagine ripiegate all'interno della copertina. Le strisce azzurre si dovranno trovare sulla sinistra.

Graffettate le pagine e la copertina insieme. Le strisce azzurre rimarranno nascoste tra le pieghe della copertina.

Il vostro libretto è pronto.

Buon divertimento!