









Per costruire il dado ritagliare la sagoma seguendo il perimetro. Piegare lungo le linee. Richiudere la forma e, per bloccare la figura, incollare dove indicato.




GRAN PREMIO




Homemademamma







							
							
							
							
							
							



GRAN PREMIO

Homemademamma



	1	2	3	4	5	6	7
	1	2	3	4	5	6	7
	1	2	3	4	5	6	7
	1	2	3	4	5	6	7
	1	2	3	4	5	6	7
	1	2	3	4	5	6	7

