




Giochi in tasca




A SPASSO CON GLI ALIENI


www.homemademamma.com



CERCHIA GLI ALIENI CHE
HANNO 5 PIEDI!



CHE COLORE VIENE DOPO?



10 12 21 11 14

QUANTI ALIENI VEDI?


SAI QUANTO FA?

$$\begin{array}{c} \text{die with 2 dots} \\ + \\ \text{die with 2 dots} \\ = \end{array}$$

$$\begin{array}{c} \text{die with 5 dots} \\ + \\ \text{die with 3 dots} \\ = \end{array}$$

$$\begin{array}{c} \text{die with 5 dots} \\ + \\ \text{die with 1 dot} \\ = \end{array}$$

$$\begin{array}{c} \text{die with 4 dots} \\ + \\ \text{die with 4 dots} \\ = \end{array}$$




FRAGOLA



CILIEGIE



UVA




LIMONI



ANGURIA

AIUTA GLI ALIENI A CONOSCERE LA TERRA
ABBINA LE IMMAGINI ALLE PAROLE




A CHI APPARTIENE
LA META' DEL DISEGNO?



9 10 12



4 7




12 13 15



7 8 11

INSERISCI I NUMERI CHE MANCANO?



VIOLA



ROSA









VERDE



BLU





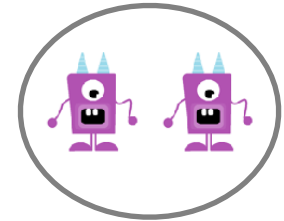

COLORA L'ALIENO

10			
9			
8			
7			
6			
5			
4			
3			
2			
1			
			

 = 2+1
  = 3+2
  = 5+3

SEGNA SULLA TABELLA LE QUANTITA'

>	PIU' GRANDE DI...
<	PIU' PICCOLO DI...
=	UGUALE A ...



Come costruire il libretto

Ritagliate le pagine del libro (comprese di strisce azzurre) e piegatele in due.

Incollate le parti senza disegni delle singole pagine tra loro (ad eccezione della copertina).

Vi troverete con 5 fogli scritti fronte e retro + la copertina.

Inserite le pagine ripiegate all'interno della copertina. Le strisce azzurre si dovranno trovare sulla sinistra.

Graffettate le pagine e la copertina insieme. Le strisce azzurre rimarranno nascoste tra le pieghe della copertina.

Il vostro libretto è pronto.

Buon divertimento!