



Homemademamma.com

Il cavallo




Homemademamma.com

La mucca




Homemademamma.com

Il maiale




Homemademamma.com

La gallina




Homemademamma.com

Il gallo




Homemademamma.com

Il coniglio




Homemademamma.com

Il cavallo




Homemademamma.com

La mucca




Homemademamma.com

Il maiale




Homemademamma.com

La gallina




Homemademamma.com

Il gallo




Homemademamma.com

Il coniglio




Homemademamma.com

Il cavallo




Homemademamma.com

La mucca




Homemademamma.com

Il maiale



Homemademamma.com

La gallina




Homemademamma.com

Il gallo




Homemademamma.com

Il coniglio




Homemademamma.com

Il cavallo




Homemademamma.com

La mucca




Homemademamma.com

Il maiale




Homemademamma.com

La gallina




Homemademamma.com

Il gallo




Homemademamma.com

Il coniglio




Homemademamma.com

Il cavallo




Homemademamma.com

La mucca




Homemademamma.com

Il maiale




Homemademamma.com

La gallina




Homemademamma.com

Il gallo




Homemademamma.com

Il coniglio




Homemademamma.com

Il cavallo




Homemademamma.com

La mucca




Homemademamma.com

Il maiale



Homemademamma.com

La gallina



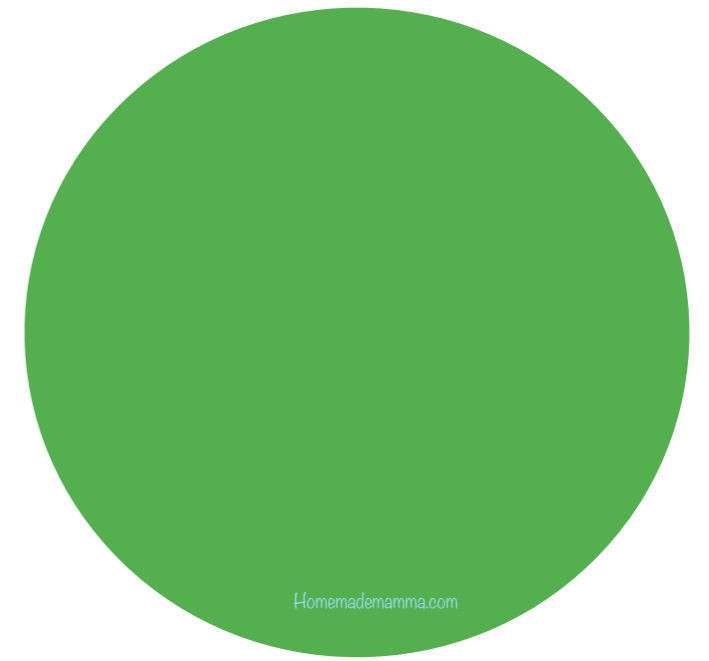


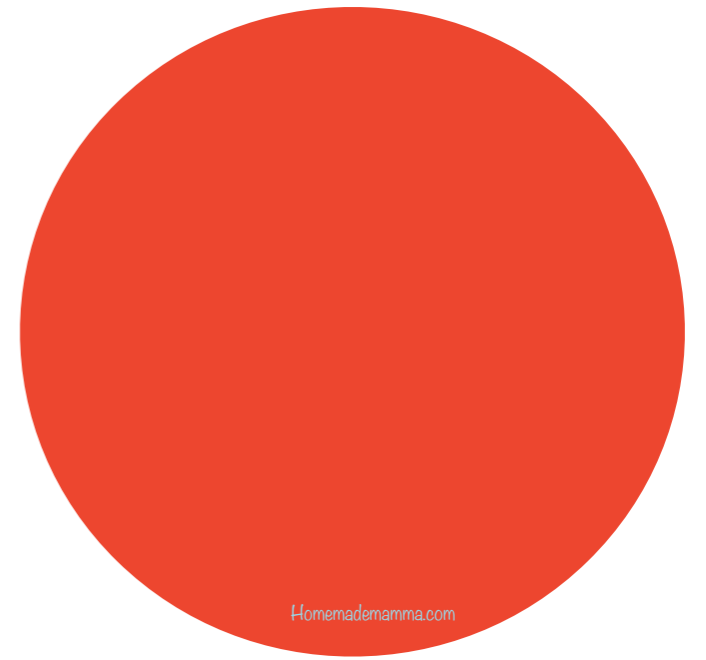


Homemademamma.com

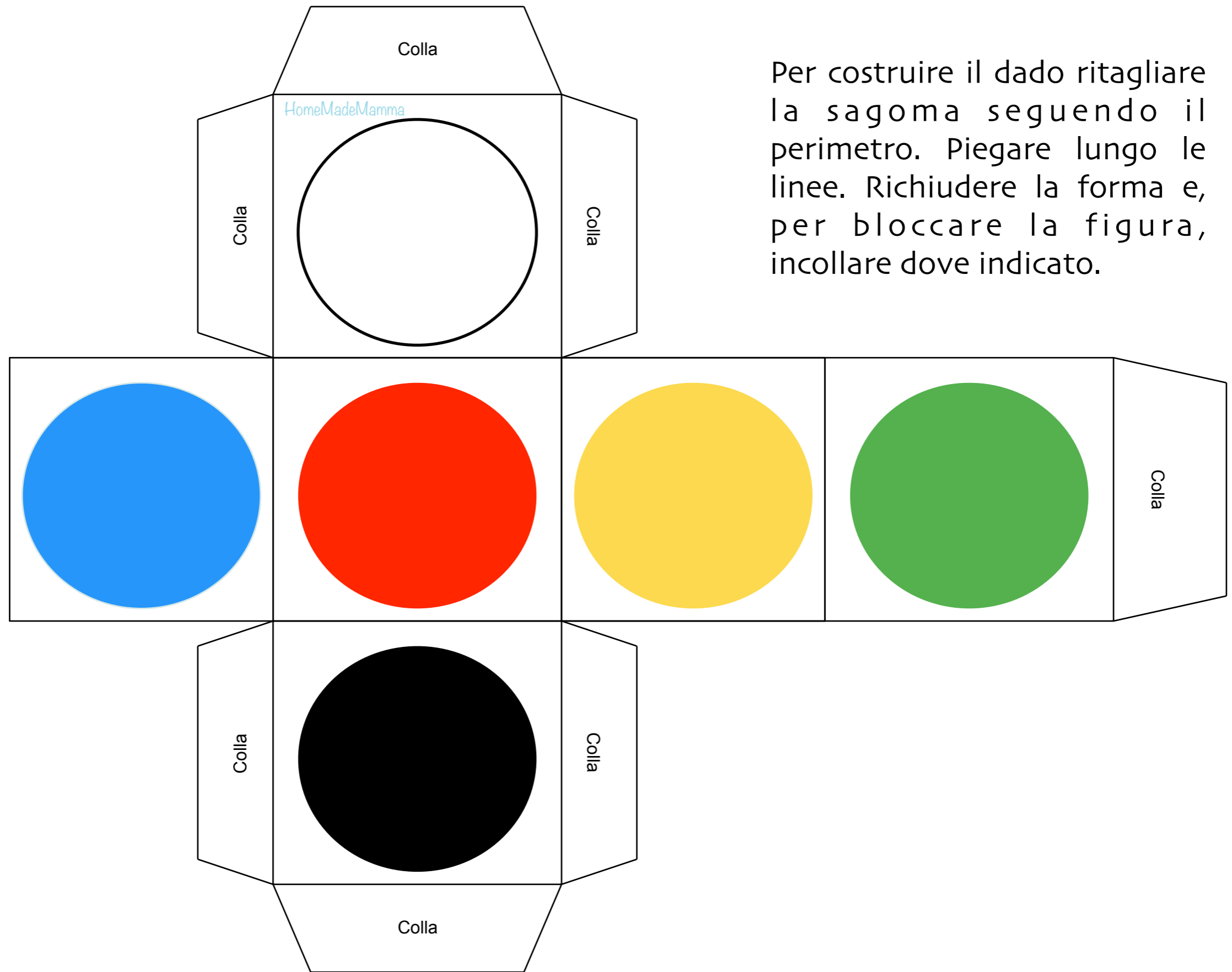
Il gallo









Homemademamma.com

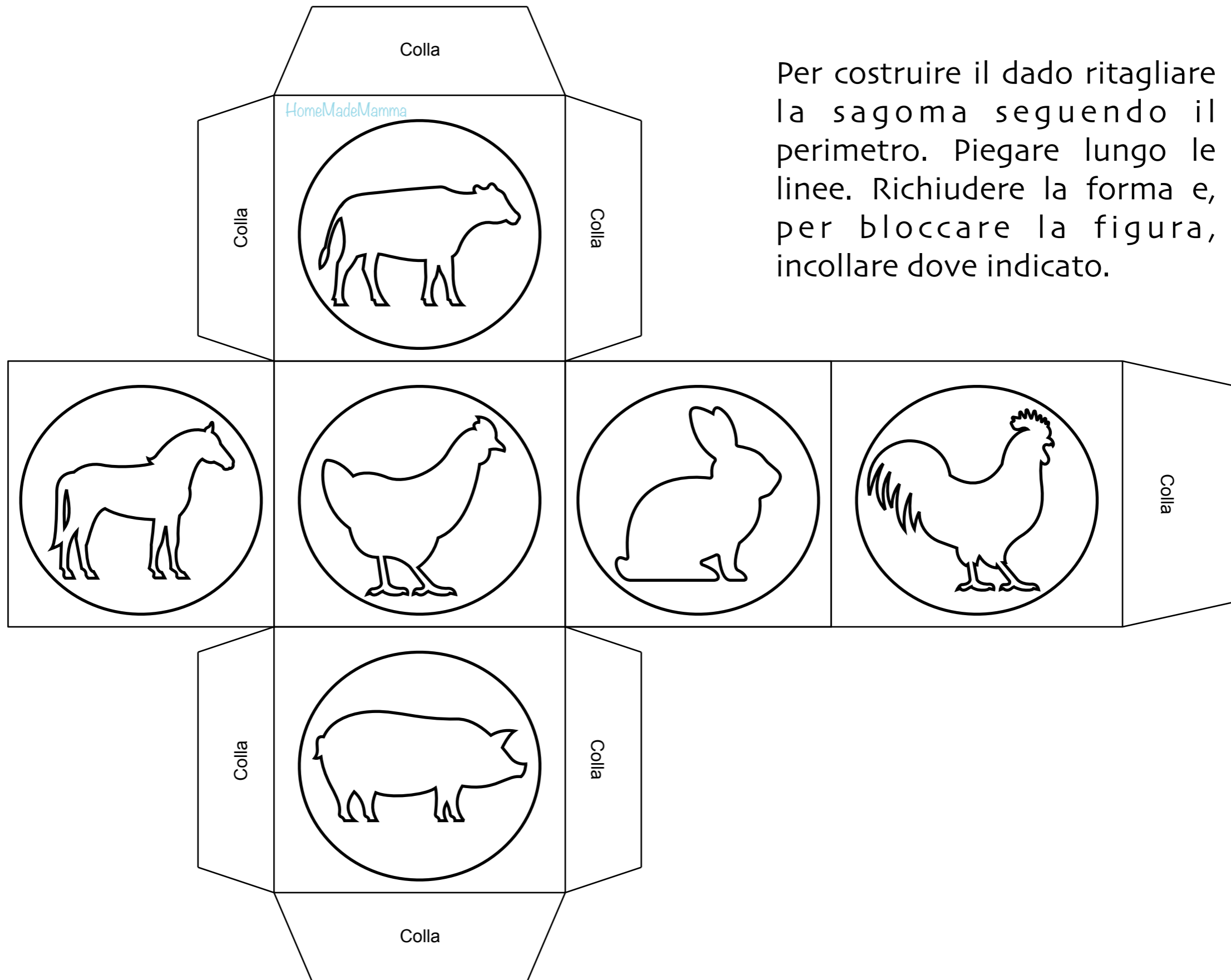
Il coniglio





Per costruire il dado ritagliare la sagoma seguendo il perimetro. Piegare lungo le linee. Richiudere la forma e, per bloccare la figura, incollare dove indicato.





Per costruire il dado ritagliare la sagoma seguendo il perimetro. Piegare lungo le linee. Richiudere la forma e, per bloccare la figura, incollare dove indicato.