





E come
ELEFANTE




E
LEFANTE

HOMEMADEMAMA





Three horizontal dashed lines for tracing practice.

HOMEMADEMAMA




Three horizontal dashed lines for tracing practice.


HOMEMADEMAMA



HOMEMADEMAMA




HOMEMADEMAMA



A worksheet for tracing the letter 'E'. On the left is a colorful cartoon elephant wearing a purple cap and a green shirt, holding a ball with its trunk. To the right of the elephant are two vertical dashed lines for tracing. In the center, there are two rows of three horizontal dashed lines each, representing the middle bar of the letter 'E'. On the far right, there is another vertical dashed line.

HOMEMADEMAMA



A worksheet for tracing the letter 'E'. On the left is a solid blue silhouette of an elephant. To the right of the elephant are two vertical dashed lines for tracing. In the center, there are two rows of three horizontal dashed lines each, representing the middle bar of the letter 'E'. On the far right, there is another vertical dashed line.

